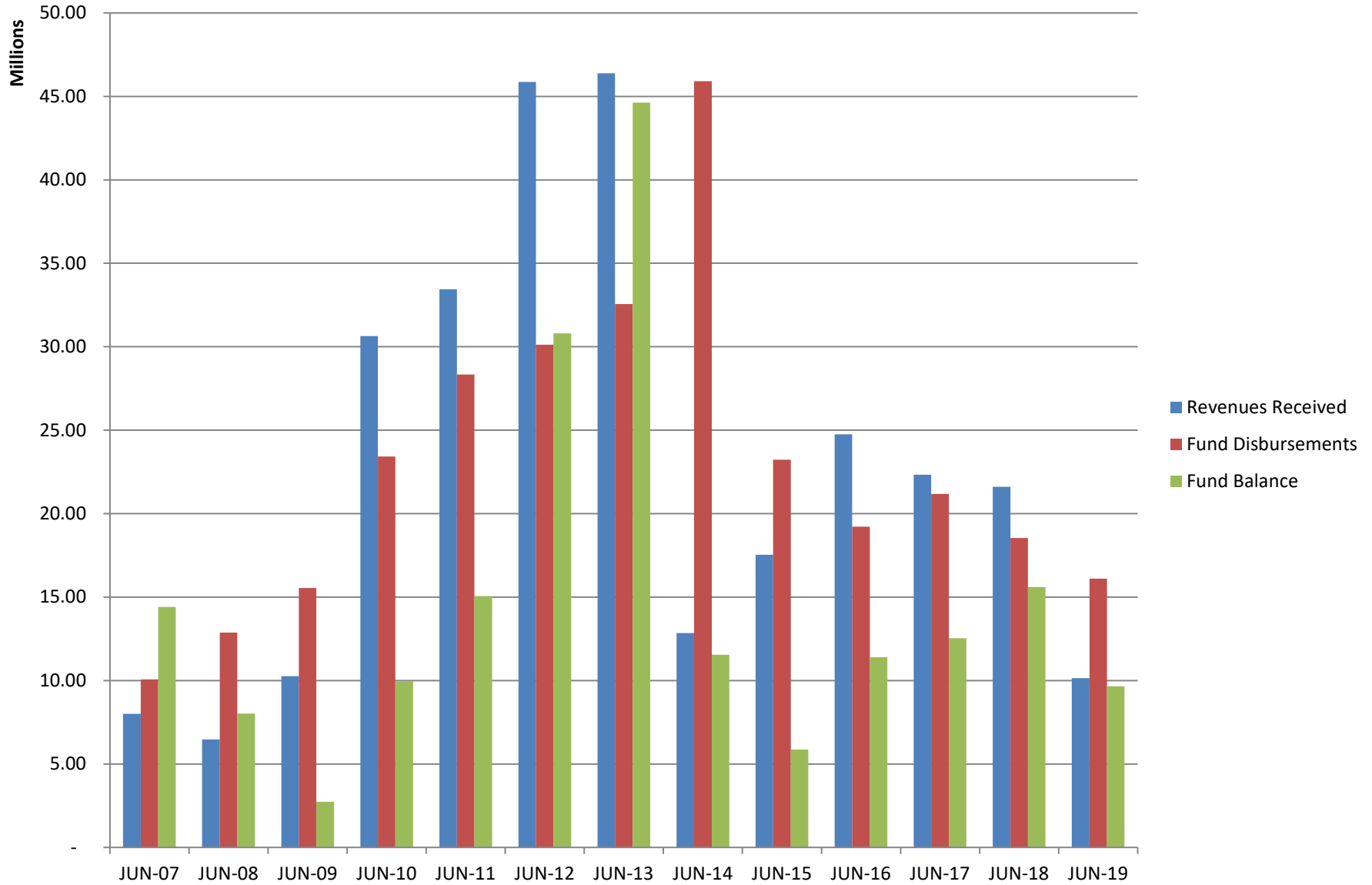


Oklahoma Corporation Commission Public Utility Division OUSF Annual Summary			
Funding Year End June 30	Annual Revenues Received	Annual Fund Disbursements	Annual Fund Balance
Jun-98	14,139,001.56	364,628.93	13,774,372.63
Jun-99	7,621,866.34	1,648,244.44	19,747,994.53
Jun-00	8,714,232.21	3,622,398.79	24,839,827.95
Jun-01	8,200,216.48	10,311,017.34	22,729,027.09
Jun-02	7,028,009.58	7,162,610.16	22,594,426.51
Jun-03	7,341,478.52	8,343,245.42	21,592,659.61
Jun-04	7,245,866.55	8,253,834.30	20,584,691.86
Jun-05	7,431,606.58	7,668,120.00	20,348,178.44
Jun-06	7,492,703.73	11,355,201.33	16,485,680.84
Jun-07	8,002,755.70	10,073,943.75	14,414,492.79
Jun-08	6,475,533.84	12,870,701.83	8,019,324.80
Jun-09	10,265,011.55	15,544,529.70	2,739,806.65
Jun-10	30,635,813.02	23,424,660.46	9,950,959.21
Jun-11	33,435,724.94	28,336,541.35	15,050,142.80
Jun-12	45,865,793.62	30,120,102.34	30,795,834.08
Jun-13	46,378,129.91	32,550,614.48	44,623,349.51
Jun-14	12,840,077.14	45,916,624.07	11,546,802.58
Jun-15	17,542,421.87	23,226,276.30	5,862,948.15
Jun-16	24,755,317.09	19,221,471.97	11,396,793.27
Jun-17	22,325,584.22	21,185,102.45	12,537,275.04
Jun-18	21,615,464.44	18,543,272.13	15,609,467.35
Jun-19	10,141,188.32	16,100,420.83	9,650,234.84

TOTALS (SINCE 1998)	
Revenues	365,493,797.21
Disbursements	355,843,562.37

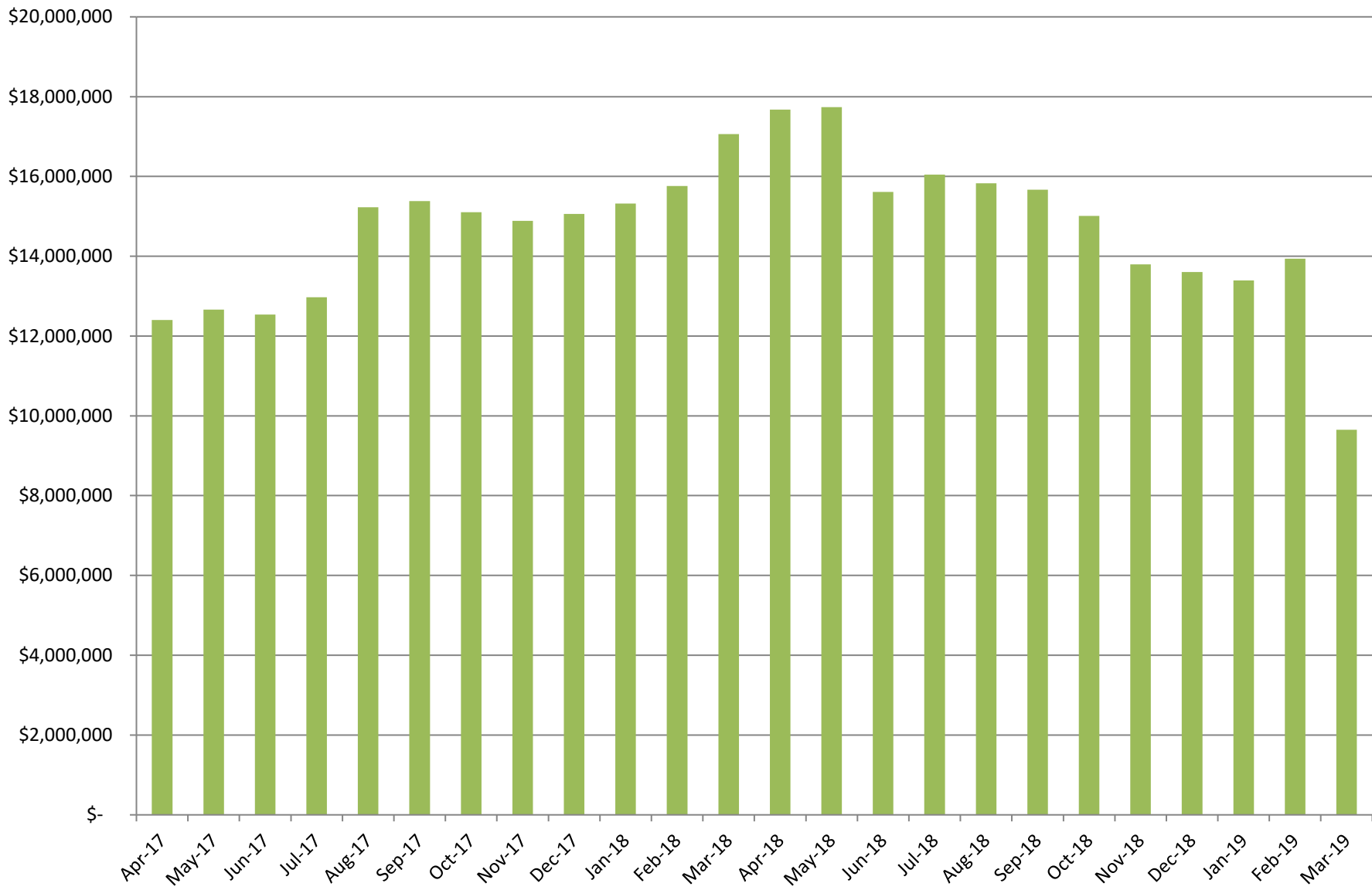
Oklahoma Corporation Commission Annual Revenues and Disbursements for OUSF



Oklahoma Corporation Commission	
Public Utility Division	
OUSF Monthly Ending Balance	
Month Ending	Balance
Feb-15	\$ 7,937,616
Mar-15	\$ 8,309,582
Apr-15	\$ 7,562,386
May-15	\$ 7,637,826
Jun-15	\$ 5,862,948
Jul-15	\$ 6,628,795
Aug-15	\$ 7,077,968
Sep-15	\$ 8,565,659
Oct-15	\$ 9,169,102
Nov-15	\$ 9,356,809
Dec-15	\$ 9,202,494
Jan-16	\$ 9,835,112
Feb-16	\$ 10,389,155
Mar-16	\$ 10,444,315
Apr-16	\$ 10,860,717
May-16	\$ 11,056,456
Jun-16	\$ 11,396,793
Jul-16	\$ 11,369,852
Aug-16	\$ 11,900,880
Sep-16	\$ 9,812,391
Oct-16	\$ 10,519,262
Nov-16	\$ 11,279,597
Dec-16	\$ 10,051,795
Jan-17	\$ 11,006,300
Feb-17	\$ 10,973,131
Mar-17	\$ 12,641,431
Apr-17	\$ 12,399,495
May-17	\$ 12,664,320
Jun-17	\$ 12,537,275
Jul-17	\$ 12,970,912
Aug-17	\$ 15,230,573
Sep-17	\$ 15,383,439
Oct-17	\$ 15,101,493
Nov-17	\$ 14,883,880
Dec-17	\$ 15,059,558
Jan-18	\$ 15,318,102
Feb-18	\$ 15,759,322
Mar-18	\$ 17,064,001
Apr-18	\$ 17,678,096
May-18	\$ 17,738,525
Jun-18	\$ 15,609,467
Jul-18	\$ 16,048,332
Aug-18	\$ 15,830,302
Sep-18	\$ 15,669,742
Oct-18	\$ 15,012,789
Nov-18	\$ 13,795,035
Dec-18	\$ 13,601,570
Jan-19	\$ 13,390,528
Feb-19	\$ 13,938,191
Mar-19	\$ 9,650,235

Oklahoma Corporation Commission OUSF Monthly Ending Balances

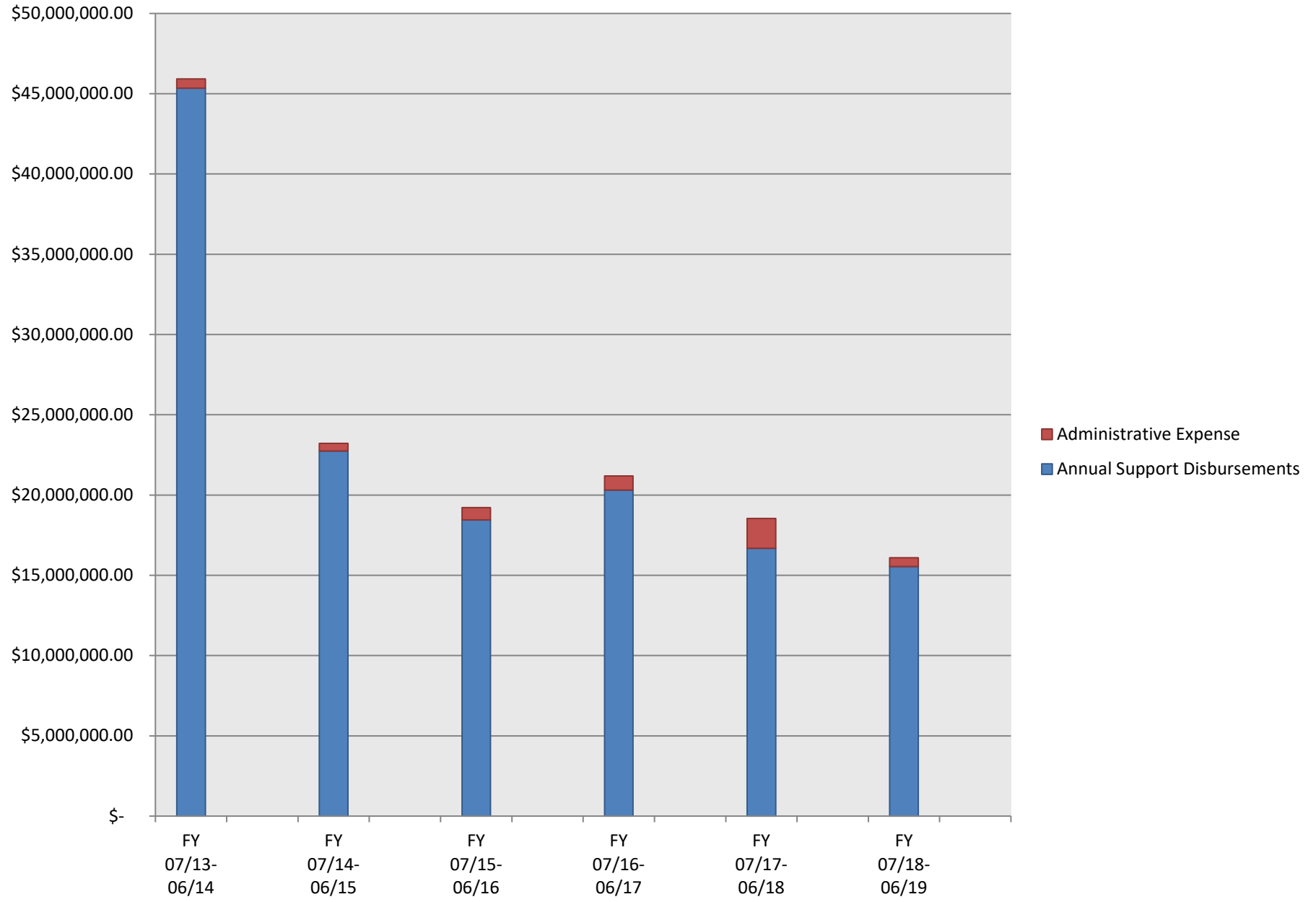
Public Utility Division
Monthly Telecom Reports



**Oklahoma Corporation Commission
Public Utility Division**

	FY 07/13-06/14		FY 07/14-06/15		FY 07/15-06/16		FY 07/16-06/17		FY 07/17-06/18		FY 07/18-06/19	
	7/31/2013	\$ 1,770,382	7/31/2014	\$ 2,371,794	7/31/2015	\$ 2,035,551	7/31/2016	\$ 1,453,629	7/31/2017	\$ 1,219,319	7/31/2018	\$ 1,196,776
	8/30/2013	\$ 2,280,676	8/31/2014	\$ 1,335,801	8/31/2015	\$ 1,555,143	8/31/2016	\$ 1,627,161	8/31/2017	\$ 233,249	8/31/2018	\$ 1,366,364
	9/30/2013	\$ 1,718,758	9/30/2014	\$ 1,500,959	9/30/2015	\$ 789,044	9/30/2016	\$ 3,406,342	9/30/2017	\$ 1,362,386	9/30/2018	\$ 1,052,957
	10/31/2013	\$ 15,973,723	10/31/2014	\$ 1,870,925	10/31/2015	\$ 1,397,839	10/31/2016	\$ 1,510,218	10/31/2017	\$ 2,001,752	10/31/2018	\$ 1,550,856
	11/30/2013	\$ 3,163,315	11/30/2014	\$ 1,424,553	11/30/2015	\$ 1,544,256	11/30/2016	\$ 1,372,694	11/30/2017	\$ 1,897,502	11/30/2018	\$ 2,090,469
	12/31/2013	\$ 2,039,595	12/31/2014	\$ 1,317,386	12/31/2015	\$ 2,060,159	12/31/2016	\$ 2,752,349	12/31/2017	\$ 1,504,487	12/31/2018	\$ 1,029,040
	1/31/2014	\$ 4,940,436	1/31/2015	\$ 1,333,231	1/31/2016	\$ 1,484,586	1/31/2017	\$ 1,254,310	1/31/2018	\$ 1,394,745	1/31/2019	\$ 984,169
	2/28/2014	\$ 2,013,560	2/28/2015	\$ 1,276,365	2/29/2016	\$ 1,375,624	2/29/2017	\$ 1,264,022	2/28/2018	\$ 1,271,436	2/28/2019	\$ 1,177,403
	3/31/2014	\$ 1,802,526	3/31/2015	\$ 1,904,377	3/31/2016	\$ 1,693,719	3/31/2017	\$ 461,228	3/31/2018	\$ 401,654	3/31/2019	\$ 5,103,093
	4/30/2014	\$ 4,122,493	4/30/2015	\$ 2,960,890	4/30/2016	\$ 1,406,138	4/30/2017	\$ 1,882,568	4/30/2018	\$ 1,087,661	4/30/2019	
	5/31/2014	\$ 2,543,307	5/31/2015	\$ 2,127,078	5/31/2016	\$ 1,775,933	5/31/2017	\$ 1,494,224	5/31/2018	\$ 1,640,684	5/31/2019	
	6/30/2014	\$ 2,971,132	6/30/2015	\$ 3,324,219	6/30/2016	\$ 1,333,678	6/30/2017	\$ 1,834,126	6/30/2018	\$ 2,661,426	6/30/2019	
Annual Support Disbursements		\$ 45,339,902.41		\$ 22,747,576.75		\$ 18,451,669.79		\$ 20,312,870.28		\$ 16,676,301.92		\$ 15,551,127.46
Administrative Expense		\$ 576,721.66		\$ 478,699.55		\$ 769,802.18		\$ 872,232.17		\$ 1,866,970.21		\$ 549,293.37
Total Annual Expense		\$ 45,916,624.07		\$ 23,226,276.30		\$ 19,221,471.97		\$ 21,185,102.45		\$ 18,543,272.13		\$ 16,100,420.83

OUSF Distribution by Fiscal Year



Month	Beginning Fund Balance	Month Receipts	New Orders Disbursed	Administrative Expenses Disbursed	Prior Orders Disbursed	Total Disbursements	Net Month Receipts	Ending Fund Balance
	(A)	(B)	(C)	(D)	(E)	(F)	(G)	(H)
	Prior Mo (H)	From Statement of Fund Performance Report (Revenue)	From GVNW Payment Received Report	From Summary Statement Report (month)	= (F) – (C) – (D)	From Statement of Fund Performance Report (month)	(B) – (F)	(A) + (G)
Jul-15	\$ 5,862,948.15	\$ 2,852,196.04	\$ 512,082.33	\$ 50,798.62	\$ 1,523,468.41	\$ 2,086,349.36	\$ 765,846.68	\$ 6,628,794.83
Aug-15	\$ 6,628,794.83	\$ 2,041,746.00	\$ 40,651.47	\$ 37,429.26	\$ 1,514,491.74	\$ 1,592,572.47	\$ 449,173.53	\$ 7,077,968.36
Sep-15	\$ 7,077,968.36	\$ 2,340,275.74	\$ 130,784.09	\$ 63,541.16	\$ 658,259.71	\$ 852,584.96	\$ 1,487,690.78	\$ 8,565,659.14
Oct-15	\$ 8,565,659.14	\$ 2,038,940.89	\$ 131,680.33	\$ 37,659.10	\$ 1,266,158.43	\$ 1,435,497.86	\$ 603,443.03	\$ 9,169,102.17
Nov-15	\$ 9,169,102.17	\$ 1,783,442.49	\$ 308,930.51	\$ 51,478.82	\$ 1,235,325.88	\$ 1,595,735.21	\$ 187,707.28	\$ 9,356,809.45
Dec-15	\$ 9,356,809.45	\$ 1,972,298.69	\$ 736,553.45	\$ 66,455.19	\$ 1,323,605.36	\$ 2,126,614.00	\$ (154,315.31)	\$ 9,202,494.14
Jan-16	\$ 9,202,494.14	\$ 2,170,189.93	\$ 119,553.14	\$ 52,986.37	\$ 1,365,032.97	\$ 1,537,572.48	\$ 632,617.45	\$ 9,835,111.59
Feb-16	\$ 9,835,111.59	\$ 1,997,098.74	\$ 186,563.88	\$ 67,431.51	\$ 1,189,060.25	\$ 1,443,055.64	\$ 554,043.10	\$ 10,389,154.69
Mar-16	\$ 10,389,154.69	\$ 1,857,191.98	\$ 219,921.25	\$ 108,312.88	\$ 1,473,797.50	\$ 1,802,031.63	\$ 55,160.35	\$ 10,444,315.04
Apr-16	\$ 10,444,315.04	\$ 1,913,713.00	\$ 330,512.24	\$ 91,173.05	\$ 1,075,625.87	\$ 1,497,311.16	\$ 416,401.84	\$ 10,860,716.88
May-16	\$ 10,860,716.88	\$ 2,057,507.87	\$ 377,873.13	\$ 85,836.49	\$ 1,398,059.62	\$ 1,861,769.24	\$ 195,738.63	\$ 11,056,455.51
Jun-16	\$ 11,056,455.51	\$ 1,730,715.72	\$ 90,387.51	\$ 56,699.73	\$ 1,243,290.72	\$ 1,390,377.96	\$ 340,337.76	\$ 11,396,793.27
Jul-16	\$ 11,396,793.27	\$ 1,489,131.62	\$ 133,898.18	\$ 62,444.35	\$ 1,319,730.34	\$ 1,516,072.87	\$ (26,941.25)	\$ 11,369,852.02
Aug-16	\$ 11,369,852.02	\$ 2,264,289.91	\$ 390,708.92	\$ 106,101.03	\$ 1,236,451.61	\$ 1,733,261.56	\$ 531,028.35	\$ 11,900,880.37
Sep-16	\$ 11,900,880.37	\$ 1,458,997.51	\$ 1,802,068.71	\$ 141,144.40	\$ 1,604,273.46	\$ 3,547,486.57	\$ (2,088,489.06)	\$ 9,812,391.31
Oct-16	\$ 9,812,391.31	\$ 2,280,668.25	\$ 335,385.15	\$ 63,579.25	\$ 1,174,833.26	\$ 1,573,797.66	\$ 706,870.59	\$ 10,519,261.90
Nov-16	\$ 10,519,261.90	\$ 2,195,833.58	\$ 178,789.62	\$ 62,804.33	\$ 1,193,904.80	\$ 1,435,498.75	\$ 760,334.83	\$ 11,279,596.73
Dec-16	\$ 11,279,596.73	\$ 1,577,650.13	\$ 172,718.09	\$ 53,102.69	\$ 2,579,630.78	\$ 2,805,451.56	\$ (1,227,801.43)	\$ 10,051,795.30
Jan-17	\$ 10,051,795.30	\$ 2,285,376.95	\$ 290,842.62	\$ 76,562.41	\$ 963,467.43	\$ 1,330,872.46	\$ 954,504.49	\$ 11,006,299.79
Feb-17	\$ 11,006,299.79	\$ 1,290,497.07	\$ 239,840.62	\$ 59,643.77	\$ 1,024,181.06	\$ 1,323,665.45	\$ (33,168.38)	\$ 10,973,131.41
Mar-17	\$ 10,973,131.41	\$ 2,197,250.09	\$ 55,691.43	\$ 67,723.24	\$ 405,536.29	\$ 528,950.96	\$ 1,668,299.13	\$ 12,641,430.54
Apr-17	\$ 12,641,430.54	\$ 1,700,465.37	\$ 332,327.49	\$ 59,833.23	\$ 1,550,240.22	\$ 1,942,400.94	\$ (241,935.57)	\$ 12,399,494.97
May-17	\$ 12,399,494.97	\$ 1,820,103.66	\$ 168,744.55	\$ 61,054.70	\$ 1,325,479.43	\$ 1,555,278.68	\$ 264,824.98	\$ 12,664,319.95
Jun-17	\$ 12,664,319.95	\$ 1,765,320.08	\$ 270,805.01	\$ 58,238.77	\$ 1,563,321.21	\$ 1,892,364.99	\$ (127,044.91)	\$ 12,537,275.04
Jul-17	\$ 12,537,275.04	\$ 1,717,533.89	\$ 164,733.87	\$ 64,577.25	\$ 1,054,585.57	\$ 1,283,896.69	\$ 433,637.20	\$ 12,970,912.24
Aug-17	\$ 12,970,912.24	\$ 2,565,198.21	\$ 76,337.55	\$ 72,288.34	\$ 156,911.86	\$ 305,537.75	\$ 2,259,660.46	\$ 15,230,572.70
Sep-17	\$ 15,230,572.70	\$ 1,580,226.54	\$ 496,743.81	\$ 64,974.62	\$ 865,642.29	\$ 1,427,360.72	\$ 152,865.82	\$ 15,383,438.52
Oct-17	\$ 15,383,438.52	\$ 1,780,507.19	\$ 278,452.37	\$ 60,700.95	\$ 1,723,299.60	\$ 2,062,452.92	\$ (281,945.73)	\$ 15,101,492.79
Nov-17	\$ 15,101,492.79	\$ 1,737,341.94	\$ 177,662.09	\$ 57,452.22	\$ 1,719,840.29	\$ 1,954,954.60	\$ (217,612.66)	\$ 14,883,880.13
Dec-17	\$ 14,883,880.13	\$ 1,747,165.48	\$ 503,099.61	\$ 67,000.65	\$ 1,001,387.50	\$ 1,571,487.76	\$ 175,677.72	\$ 15,059,557.85
Jan-18	\$ 15,059,557.85	\$ 1,717,302.30	\$ 274,916.19	\$ 64,013.42	\$ 1,119,828.37	\$ 1,458,757.98	\$ 258,544.32	\$ 15,318,102.17
Feb-18	\$ 15,318,102.17	\$ 1,772,648.14	\$ 278,636.61	\$ 59,992.70	\$ 992,799.32	\$ 1,331,428.63	\$ 441,219.51	\$ 15,759,321.68
Mar-18	\$ 15,759,321.68	\$ 1,769,970.41	\$ 113,885.92	\$ 63,636.43	\$ 287,768.57	\$ 465,290.92	\$ 1,304,679.49	\$ 17,064,001.17
Apr-18	\$ 17,064,001.17	\$ 1,754,318.70	\$ 123,337.67	\$ 52,563.14	\$ 964,323.01	\$ 1,140,223.82	\$ 614,094.88	\$ 17,678,096.05
May-18	\$ 17,678,096.05	\$ 1,754,890.31	\$ 615,589.12	\$ 53,777.75	\$ 1,025,094.57	\$ 1,694,461.44	\$ 60,428.87	\$ 17,738,524.92
Jun-18	\$ 17,738,524.92	\$ 1,718,361.33	\$ 1,544,338.14	\$ 1,185,992.74	\$ 1,117,088.02	\$ 3,847,418.90	\$ (2,129,057.57)	\$ 15,609,467.35
Jul-18	\$ 15,609,467.35	\$ 1,690,168.10	\$ 131,737.90	\$ 54,527.72	\$ 1,065,038.20	\$ 1,251,303.82	\$ 438,864.28	\$ 16,048,331.63
Aug-18	\$ 16,048,331.63	\$ 1,199,210.46	\$ 154,054.04	\$ 50,875.80	\$ 1,212,310.30	\$ 1,417,240.14	\$ (218,029.68)	\$ 15,830,301.95
Sep-18	\$ 15,830,301.95	\$ 940,000.19	\$ 212,652.76	\$ 47,603.04	\$ 840,304.19	\$ 1,100,559.99	\$ (160,559.80)	\$ 15,669,742.15
Oct-18	\$ 15,669,742.15	\$ 953,333.06	\$ 713,385.90	\$ 59,430.19	\$ 837,469.97	\$ 1,610,286.06	\$ (656,953.00)	\$ 15,012,789.15
Nov-18	\$ 15,012,789.15	\$ 930,498.99	\$ 525,885.17	\$ 57,783.36	\$ 1,564,584.27	\$ 2,148,252.80	\$ (1,217,753.81)	\$ 13,795,035.34
Dec-18	\$ 13,795,035.34	\$ 890,903.81	\$ 93,703.19	\$ 55,329.40	\$ 935,336.60	\$ 1,084,369.19	\$ (193,465.38)	\$ 13,601,569.96
Jan-19	\$ 13,601,569.96	\$ 840,193.61	\$ 537,114.48	\$ 67,066.93	\$ 447,054.09	\$ 1,051,235.50	\$ (211,041.89)	\$ 13,390,528.07
Feb-19	\$ 13,390,528.07	\$ 1,813,725.56	\$ 156,766.36	\$ 88,659.19	\$ 1,020,637.11	\$ 1,266,062.66	\$ 547,662.90	\$ 13,938,190.97
Mar-19	\$ 13,938,190.97	\$ 883,154.54	\$ 3,922,864.41	\$ 68,017.74	\$ 1,180,228.52	\$ 5,171,110.67	\$ (4,287,956.13)	\$ 9,650,234.84

Oklahoma Corporation Commission

Public Utility Division

March 2019

OUSF Applications Approved/Distributed

Cause No.	Date Order Approved	Lump Sum	Monthly Recurring Charges	Payment Dates
201500083	3/1/2019	\$ 6,637.33	\$ 760.00	3/25/2019
201500174	2/21/2019	\$ 83,722.98	\$ 5,596.17	3/25/2019
201500261	2/21/2019	\$ 69,052.47	\$ 4,529.35	3/25/2019
201500454	3/1/2019	\$ -	\$ -	3/25/2019
201600023	2/14/2019	\$ 3,845.43	\$ 137.50	3/25/2019
201600137	2/14/2019	\$ 485.25	\$ 135.52	3/25/2019
201600152	2/14/2019	\$ 5,613.61	\$ 343.78	3/25/2019
201800627	2/11/2019	\$ 2,343.53	\$ 357.00	3/25/2019
201800630	2/11/2019	\$ 4,319.45	\$ 658.00	3/25/2019
201800632	2/11/2019	\$ 3,626.00	\$ 938.00	3/25/2019
201800633	2/11/2019	\$ 781.08	\$ 192.50	3/25/2019
201800634	2/11/2019	\$ 1,414.87	\$ 577.50	3/25/2019
201800635	2/11/2019	\$ 776.42	\$ 192.50	3/25/2019
201800639	2/13/2019	\$ 60,668.94	\$ -	3/25/2019
201800640	2/15/2019	\$ 174,094.00	\$ 5,839.00	3/25/2019
201800641	2/15/2019	\$ 55,802.00	\$ -	3/25/2019
201800645	2/15/2019	\$ 1,233.45	\$ 419.84	3/25/2019
201800646	2/15/2019	\$ 1,171.61	\$ 419.84	3/25/2019
201800647	2/20/2019	\$ 1,505.42	\$ 419.84	3/25/2019
201800648	2/19/2019	\$ 5,247.47	\$ 419.30	3/25/2019
201800649	2/13/2019	\$ 7,746.62	\$ 2,800.00	3/25/2019
201800650	2/20/2019	\$ 229.84	\$ 125.00	3/25/2019
201800651	2/19/2019	\$ 439.21	\$ -	3/25/2019
201800652	2/20/2019	\$ 487.50	\$ 97.50	3/25/2019
201800655	2/20/2019	\$ 1,680.00	\$ 560.00	3/25/2019
201800656	2/20/2019	\$ 3,631.85	\$ 418.54	3/25/2019
201800658	2/20/2019	\$ 1,800.75	\$ 285.25	3/25/2019
201800663	2/21/2019	\$ 932.50	\$ 186.50	3/25/2019
201800664	2/21/2019	\$ 2,195.00	\$ 175.00	3/25/2019
201800665	2/21/2019	\$ 2,700.00	\$ 75.00	3/25/2019
201800675	2/13/2019	\$ 1,885.55	\$ 768.00	3/25/2019
201800676	2/20/2019	\$ 512.51	\$ 107.00	3/25/2019
201800677	2/14/2019	\$ 575.60	\$ 143.90	3/25/2019
201800678	2/25/2019	\$ 523.41	\$ 107.18	3/25/2019
201800679	2/27/2019	\$ 1,697.97	\$ 403.80	3/25/2019
201800680	2/27/2019	\$ 1,385.41	\$ 306.00	3/25/2019
201800681	2/26/2019	\$ 4,112.48	\$ 1,028.12	3/25/2019
201800682	2/25/2019	\$ 1,192.00	\$ 298.00	3/25/2019
201800683	2/27/2019	\$ 2,624.07	\$ 194.91	3/25/2019
201800684	2/27/2019	\$ 2,769.08	\$ 137.44	3/25/2019
201800685	2/28/2019	\$ 3,302,367.47	\$ -	3/25/2019
201800686	2/28/2019	\$ 6,729.27	\$ 549.80	3/25/2019
201800687	2/28/2019	\$ 2,622.87	\$ 194.91	3/25/2019
201800688	2/28/2019	\$ 14,700.00	\$ 980.00	3/25/2019

Oklahoma Corporation Commission

Public Utility Division

March 2019

OUSF Applications Approved/Distributed

Cause No.	Date Order Approved	Lump Sum	Monthly Recurring Charges	Payment Dates
201800689	3/1/2019	\$ 1,473.50	\$ 374.50	3/25/2019
201800690	2/28/2019	\$ 426.40	\$ 106.60	3/25/2019
201800691	2/27/2019	\$ 935.44	\$ 453.90	3/25/2019
201800692	3/1/2019	\$ 1,407.20	\$ 351.80	3/25/2019
201800693	3/1/2019	\$ 1,407.20	\$ 351.80	3/25/2019
201800694	2/28/2019	\$ 1,407.20	\$ 351.80	3/25/2019
201800695	3/1/2019	\$ 1,407.20	\$ 351.80	3/25/2019
201800696	3/1/2019	\$ 4,464.00	\$ 1,116.00	3/25/2019
201800697	3/4/2019	\$ 1,917.52	\$ -	3/25/2019
201800698	2/20/2019	\$ 1,561.28	\$ 369.60	3/25/2019
201800699	3/5/2019	\$ 47,820.58	\$ 2,280.00	3/25/2019
201800700	3/4/2019	\$ 2,188.00	\$ 547.00	3/25/2019
201800701	3/5/2019	\$ 2,734.50	\$ -	3/25/2019
201800704	3/8/2019	\$ 4,791.33	\$ 3,140.00	3/25/2019
201800705	3/8/2019	\$ 1,040.79	\$ 198.00	3/25/2019

March Disbursements \$ 3,922,864.41